

# IPAD AND ICT TOOLS TO USE IN MFL CLASSROOM

AURELIE CHARLES





# STUDENTS PARTICIPATION AND QUIZZES

ASSESSMENT FOR LEARNING

STARTERS

PLENARY

# PADLET



Interactive wall

Can be private, password protected, public, moderated

You can share pictures, documents, notes...

Have a go at posting a comment on the padlet I have created for you.

You can either go to this link

<https://goo.gl/fvxFhi> or you can also scan the QR code opposite.



<https://dotstorming.com/>



<https://www.tricider.com/>



# KAHOOT



- Online quiz
- Perfect for AfL, starter or plenary
- Allows all students to take part (can also work in groups)

**GETTING  
STARTED  
WITH KAHOOT!**




# QUIZLET (LIVE)



- Quizlet is brilliant for learning vocabulary at home or in class
- You can use already made sets of vocabulary or you can create your own
- Quizlet live: Collaboration and a lot of fun



# PLICKERS



- Perfect if you only have one device in your class
- Multi choice quizzes
- Students can not look what their neighbour answered
- Instant marking (perfect for vocab checking)
- A bit magic

The computer monitor displays the Plickers interface with the following content:

- Navigation: Plickers Library Reports Classes Live View Cards Help My Plickers
- Buttons: Show Full Screen Full Screen
- Question: Science P.2 Which layer of Earth's atmosphere contains the ozone layer which is responsible for the absorption of the Sun's UV radiation?
- Image: A photograph of Earth from space showing the atmosphere and the sun.
- Options:
  - A: Troposphere
  - B: Stratosphere
  - C: Mesosphere
  - D: Thermosphere

The smartphone displays a live view of a classroom with students holding up their Plickers cards. A score overlay at the top of the phone screen shows:

Marked	Correct	Total: 5 (of 10)	
0	2	1	0
A	B	C	D



# MAKING VIDEOS

PROMOTING SPEAKING SKILLS

BUILDING CONFIDENCE

ASSESSMENT OF LEARNING



# YAKIT KIDS




- Easy and fun to use
- Change of voice
- Animate any object, pictures, faces...
- Short movies
- Easy to save and share



# MY TALKING AVATAR




- Students can create their own avatar (Set a time limit!)
- They can change background to be in the Target country
- You can record 1 min, 2 min or 5 min video
- Perfect for students who don't like to see themselves (and who does...?)



# APPLE CLIPS



- Easy to use and very professional looking with minimum effort
- Enables you to add automatic subtitles as you speak (in the language set on the phone)
- You can add video effects, titles, music...



TELLAGAMI





# MAKING POSTERS

ORGANISING IDEAS

REVISING A TOPIC

STARTER AND PLENARY

# THING LINK



- Online and interactive poster
- Use a photo for the background
- Add pictures, links, texts, videos...



<https://www.thinglink.com/scene/981952197396791299>

# PIC COLLAGE



- Easy to use
- Add your photos
- Add some effects
- Add some text
- Share your results



# OTHER TOOLS I ALSO USE IN MFL

- Google Apps for Education
- Google VR and Google Expeditions
- Classdojo

Have a look on my blog (<https://aureliecharles2013.wordpress.com/>)

and on my new VR in MFL website

(<https://sites.google.com/view/virtualrealityinmfl/home>)



# A FEW PEOPLE WHO MAY GIVE YOU INSPIRATION OR MORE SUPPORT

- Joe Dale
- Danielle Warren (was Morgan)
- Isabelle Jones
- Rachel Smith